

This document is official

[Log in](#) to create and rate content, and to follow, bookmark, and share content with other members.

How do I import content from Moodle into Canvas?

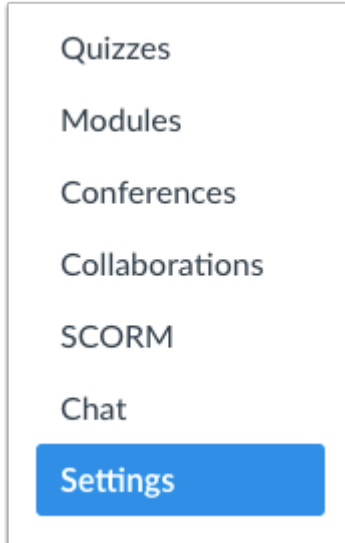
 Document created by **Canvas Doc Team**  on Oct 7, 2017
Version 1

 Like • 0  Comment • 0 

You can import prior content from Moodle exports into Canvas.

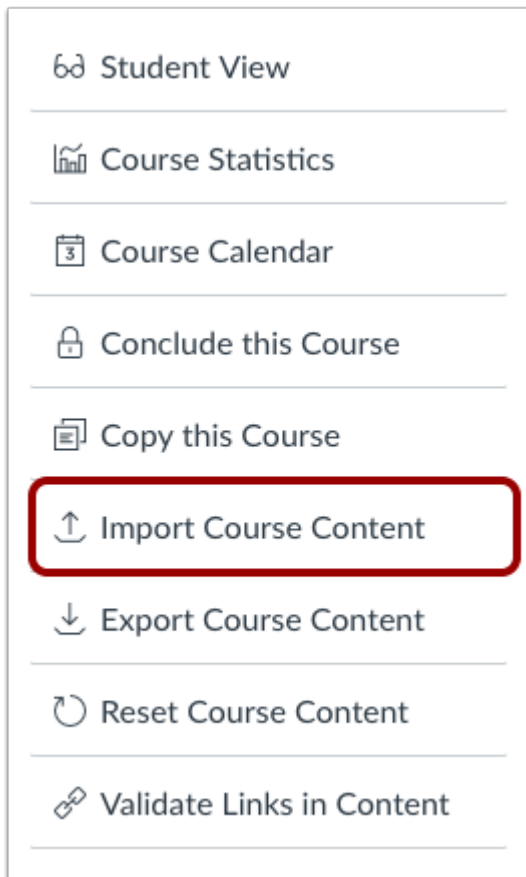
Note: Moodle Lessons are not supported by Canvas import.

Open Settings



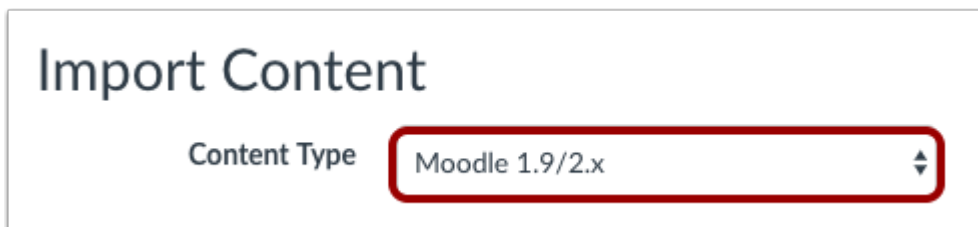
In Course Navigation, click the **Settings** link.

Import Content into Course



Click the **Import Course Content** link.

Select Content Type



In the Content Type drop-down menu, select the **Moodle 1.9/2.x .zip file** option.

Choose File

Import Content

Content Type

Source No file chosen

Click the **Choose File** button.

Open File

Name	Date Modified
car.mp4	FEB 26, 2016, 9:37 AM
d2l.zip	Feb 28, 2016, 10:29 PM
D2LExport_2123793_20162834.zip	Feb 25, 2016, 11:28 AM
history-101-export (1).imsc	Mar 1, 2016, 3:29 PM
history-101-export.imsc	Mar 1, 2016, 1:46 PM
HMH_hrw.txt	Jul 28, 2015, 9:51 PM
HMH_hrw.txt.zip	Mar 1, 2016, 11:43 PM
HMH_thincentral.txt	Jul 28, 2015, 9:51 PM
HMH_thincentral.txt.zip	Mar 1, 2016, 11:42 PM
HMH_TX_Modern...se_20150721.imsc	Feb 28, 2016, 10:25 PM
icon_commons.png	Mar 2, 2016, 2:54 PM
InstCon2016emailsinged.png	Feb 25, 2016, 10:57 PM
moodle2.zip	Feb 28, 2016, 10:29 PM
qti.zip	Feb 28, 2016, 10:29 PM
scorm1-1.zip	Feb 28, 2016, 10:29 PM
Screenhero.zip	Feb 25, 2016, 3:59 PM
springfield-commons-export.imsc	Mar 1, 2016, 3:43 PM
ViewFile.pdf	Feb 29, 2016, 10:30 PM
webct.zip	Feb 28, 2016, 10:29 PM

Format:

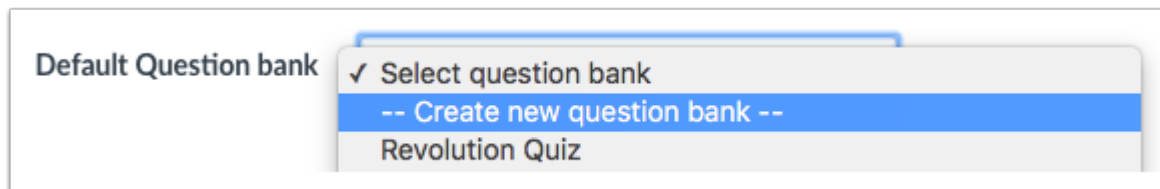
Find and click the Moodle .zip or .mbz file you want to import [1]. Click the **Open** button [2].

Select Question Bank

Default Question bank

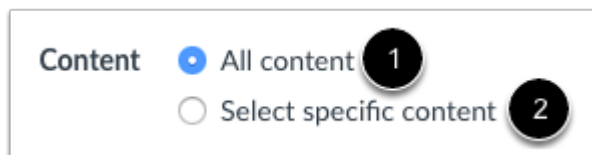
In the **Default Question bank** drop-down menu, select the Question bank you want to use for your question bank from Moodle.

Create Question Bank



If you do not have a question bank you want to use, you can [create a new question bank](#). In the drop-down menu, select the **Create new question bank** option.

Select Migration Content

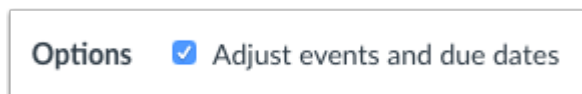


To import all content from the course, select the **All Content** radio button [1].

If you want to [select specific content](#), click the **Select specific content** radio button [2].

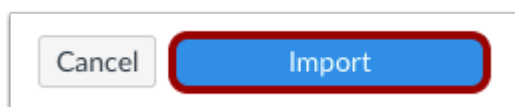
Note: If you select the specific content option, you are required to select the content you want to import after you review the remaining page options. After you start importing the content, the import selection cannot be canceled.

Adjust Events and Due Dates



If you want to [adjust the due dates](#) associated with the course events and assignments, click the **Adjust events and due dates** checkbox.

Import Course



Click the **Import** button.

View Current Jobs

Current Jobs					
Moodle Importer	Archive.zip	Jul 13 at 1:07pm	Pre processing	<div style="width: 100%; height: 10px; background-color: #0070C0;"></div>	1
Moodle Importer	Archive.zip	Jul 13 at 1:10pm	Waiting for select	Select Content	2

The Current Jobs section displays the status of your import. Running reports display a menu bar with the time remaining to complete the import [1].

If you chose to select specific content in your course, the current job will show as Waiting for Select [2], which means you must [select the content you want to import](#).

The import may also display other status indicators as part of the import process. Learn more about [course import statuses](#).

View the content from any completed imports by accessing any link in Course Navigation.

Previous Topic: [How do I import content from Bb Vista/CE, WebCT 6+ into Canvas?](#)

Next Topic: [How do I import content from Angel into Canvas?](#)

You are here

[Table of Contents](#) > [Course Import Tool](#) > How do I import content from Moodle into Canvas?

ATTACHMENTS

Visibility:  **Guides: Canvas** • **127 Views**

Last modified on Oct 7, 2017 2:02 PM

Tags: [canvas](#) [instructor](#) [course import tool](#) [moodle](#) [instructor guide](#)

Categories: [Canvas Instructor](#)

0

0 Comments

Related Content

- [How do I import content from Angel into Canvas?](#)
- [How do I import quizzes from QTI packages?](#)
- [How do I import content from Bb Vista/CE, WebCT 6+ into Canvas?](#)
- [How do I import content from Desire 2 Learn \(D2L\) into Canvas?](#)
- [How do I import a question bank from one Canvas course to another?](#)

Recommended Content

- [Canvas Beta Release Notes \(2017-10-16\)](#)
- [Allow Students to Change ONLY Display Name](#)
- [Pending Tickets](#)
- [#CanvasTrivia: Partner Day Edition \(2017-10-17\)](#)
- [How do I create a cloud assignment with a Google Drive file?](#)

Incoming Links

- [How do I import content from Angel into Canvas?](#)
- [Canvas Instructor Guide - Table of Contents](#)

REFERENCE

[Community Guidelines](#)
[Security](#) | [Developers](#) | [Open Source](#)

COMPANY

[Partners](#) | [Jobs](#) | [About Us](#)
Follow us on: [Facebook](#) | [Twitter](#) | [YouTube](#)

HELP

[Support](#) | [Guides](#) | [Releases](#) | [Status](#)

[Home](#) | [Top of page](#) | [Help](#)

© 2017 Jive Software | Powered by **jive**