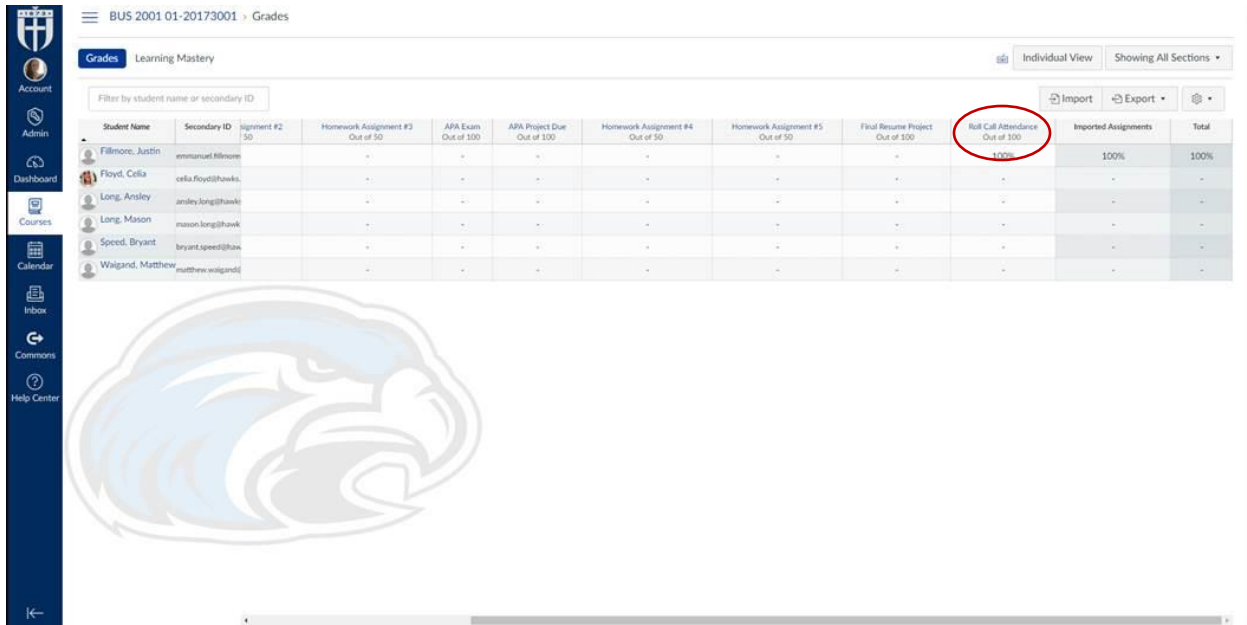


Removing the Roll Call Grade

To remove the “Roll Call” grade from being calculated into the students’ grades:

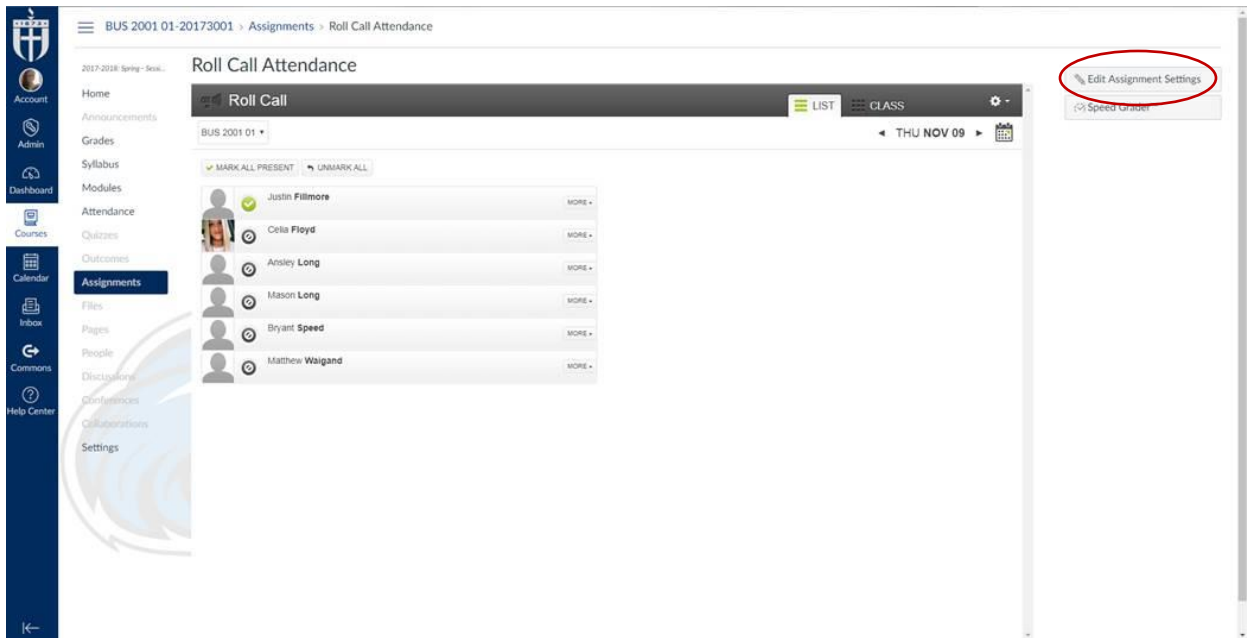
Select Roll Call from the top of the column in the gradebook



The screenshot shows a gradebook interface for BUS 2001 01-20173001. The table has columns for Student Name, Secondary ID, Assignment #2, Homework Assignment #3, APA Exam, APA Project Due, Homework Assignment #4, Homework Assignment #5, Final Resume Project, Roll Call Attendance, Imported Assignments, and Total. The 'Roll Call Attendance' column is circled in red, showing a value of 100% for Justin Fillmore.

Student Name	Secondary ID	Assignment #2	Homework Assignment #3	APA Exam	APA Project Due	Homework Assignment #4	Homework Assignment #5	Final Resume Project	Roll Call Attendance	Imported Assignments	Total
Fillmore, Justin	emmanuel.fillmore	-	-	-	-	-	-	-	100%	100%	100%
Floyd, Celia	celia.floyd@hawk	-	-	-	-	-	-	-	-	-	-
Long, Ansley	ansley.long@hawk	-	-	-	-	-	-	-	-	-	-
Long, Mason	mason.long@hawk	-	-	-	-	-	-	-	-	-	-
Speed, Bryant	bryant.speed@hawk	-	-	-	-	-	-	-	-	-	-
Waigand, Matthew	matthew.waigand	-	-	-	-	-	-	-	-	-	-

Then it will open the following screen. And you will select “Edit Assignment Settings” in the upper, right corner of the screen.

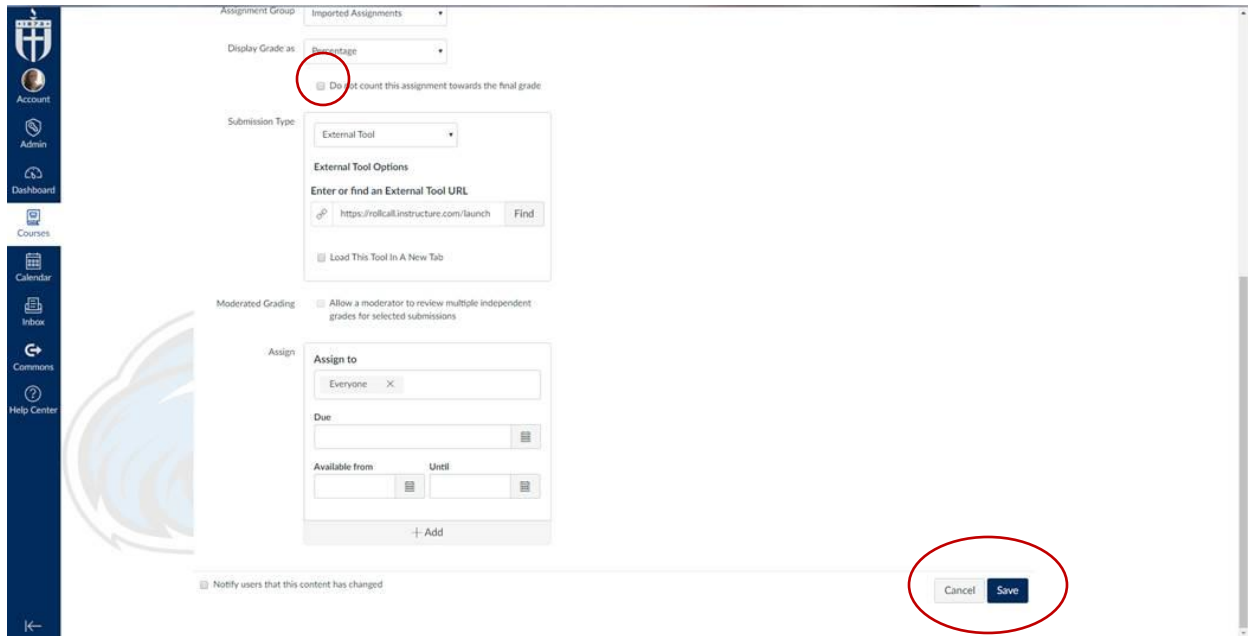


The screenshot shows the 'Roll Call Attendance' screen for BUS 2001 01. The screen displays a list of students with their names and a 'MORE' button next to each. The 'Edit Assignment Settings' button in the upper right corner is circled in red.

Student Name	More
Justin Fillmore	MORE
Celia Floyd	MORE
Ansley Long	MORE
Mason Long	MORE
Bryant Speed	MORE
Matthew Waigand	MORE

Removing the Roll Call Grade

Then scroll down to the bottom of the options. Check the box beside “Do not count the assignments toward the final grade” and then select “Save.”



The screenshot displays a course management interface with a sidebar on the left containing navigation icons for Account, Admin, Dashboard, Courses, Calendar, Inbox, Commons, and Help Center. The main content area shows settings for an assignment group named "Imported Assignments". The "Display Grade as" dropdown is set to "Percentage". A checkbox labeled "Do not count this assignment towards the final grade" is checked and circled in red. Below this, the "Submission Type" is set to "External Tool". The "External Tool Options" section includes a field for "Enter or find an External Tool URL" with the value "https://rollcall.instructure.com/launch" and a "Find" button. There is also a checkbox for "Load This Tool in A New Tab". The "Moderated Grading" section has a checkbox for "Allow a moderator to review multiple independent grades for selected submissions". The "Assign" section shows the assignment is assigned to "Everyone" with fields for "Due", "Available from", and "Until". At the bottom right, the "Save" button is circled in red. A notification at the bottom left states "Notify users that this content has changed".

It will still show in the gradebook, but it will not count towards the grade calculation.